


THE RISKS OF UNMANAGED BUSINESS TRAVEL



44% OF DRIVERS SURVEYED USE THEIR OWN CARS FOR WORK TRIPS. OF THOSE:

30% haven't checked oil levels





28% haven't opened the bonnet

35% haven't checked brake lights



32% haven't checked headlights

32% haven't checked tyre tread



27% haven't checked tyre pressure




57% have deferred their MOT

6% said their vehicle only gets checked at the MOT/service

54% don't do basic safety checks before a 100+ mile trip




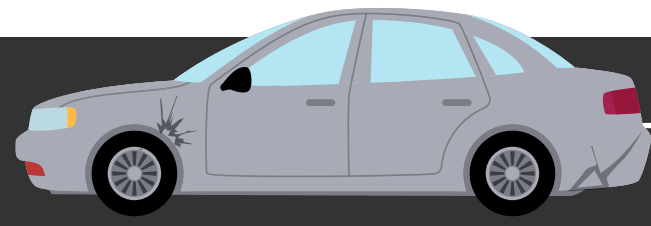
42% currently have a warning light on their dashboard



National average age of the UK fleet parc is 8 years.

vs.

Average age of a UK rental vehicle is 9 months.

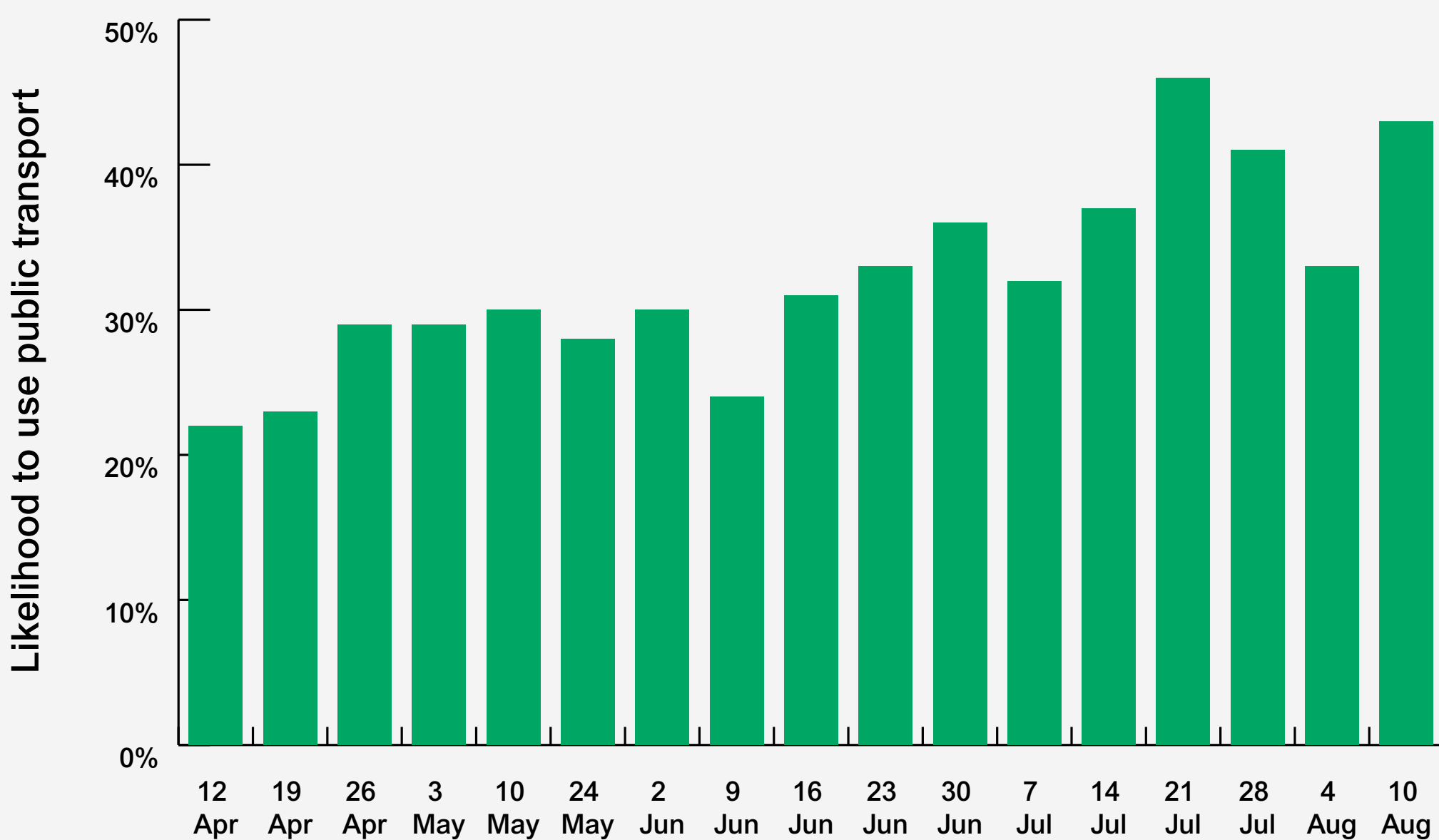


Car Club vehicles remove 10.5 privately owned vehicles from the road. (Source: Como UK).




ATTITUDES TO PUBLIC TRANSPORT:

Attitudes to public transport appear to be shifting with respondents to our surveys between April and August indicating an increasing likelihood to use public transport. Separate BVRLA research demonstrates further synergies between car hire and public transport. Where car rental formed part of a longer overall trip, 34% of these also involved public transport.



(Source: Enterprise Rent-A-Car / Fuel Cycle community research).



Whether you're renting by the hour, day, month or much longer, Enterprise is conveniently located less than 10 miles from 93.4% of the UK population as well as all major transport hubs.

Grey Fleet Facts & Figures:

- Employers are spending around **£5.5 billion a year** on the 'grey fleet'
- Research by the Energy Savings Trust has shown that **12bn miles are driven each year** in grey fleet vehicles, **emitting 3.5 million tonnes of CO2**
- There are an estimated **14 million grey fleet vehicles on UK roads**. Of this total, **11.8 million are associated with the private sector**, and **2.2 million from the public sector**
- In the private sector, the grey fleet costs **almost £5bn and covers 11 billion miles**, **emitting 3.2m tonnes of CO2 and 7,038 tonnes of NOx**
- In the public sector, use of grey fleet vehicles cost the taxpayer **£786m per year** with the bulk of the **1.5bn miles driven by employees of the NHS, local authorities and civil service**

(Source: BVRLA, 2016)

Find out more about how Enterprise can help you manage your grey fleet at www.enterprise.co.uk/business

